

How to track contributions

1. Log in to your Fundraising Center



[About](#) [Fundraising Resources](#) [FAQs](#)

[Give to a fundraiser](#)

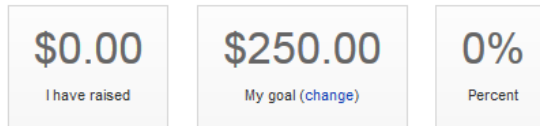

2. Click on the Progress tab

[Home](#) [Email](#) [Progress](#) [Personal page](#)

English (United States)


View Personal Report

Your fundraising progress



Kristi, welcome to your Team Be The Match Fundraising Center for Life Events!

Your Fundraising Center is *the* go-to hub for success. It's where you start your fundraising campaign and it's where you will manage all of your activity like updating your personal page and sending emails to friends and family. The list below will help guide through your steps to success.



Gift History

Gift Notifications: On ([turn off](#))

([View personal gifts](#) or [download personal gift list](#))

| Donor | Amount | Notes | Date | Actions |
|-----------------|--------|-------|------|---------|
| No gifts found. | | | | |

« < 0-0 of 0 > »

This is where you will be able to see everyone who has contributed to your page. It will have their name, amount and the date they made their gift. This will also show a graph once gifts are made.